

REMOPLAST TL DB87 GLIMMER

Two component epoxy intermediate coating

Product properties

Pigmented with micaceous iron oxide (MIOX) for enhanced barrier properties
Part of the protective paint system with excellent durability properties

Recommended uses

It is used in system with suitable top coat.
It is used as intermediate coat in protective system of different steel structures and exterior surfaces of tank for different purposes.

Product data

Colour	According to TL/TP KOR Steel Structures Appendix H
Gloss	Semi-Matt
Volume solids with EP-HÄRTER REMOPLAST K.B	61 %
Spec. Gravity	1,6 g/cm ³
VOC with EP-HÄRTER REMOPLAST K.B	380 g/l According directive 2010/75/EU
Theoretical coverage	80 µm DFT 7,6 m ² /l 4,8 m ² /kg
Typical thickness with EP-HÄRTER REMOPLAST K.B	80 µm

Curing table for dry film thickness up to 80 µm	with EP-HÄRTER REMOPLAST K.B		
Substrate temperature	23 °C	15 °C	7 °C
Dry to touch	1 hrs	75 min	2,5 hrs
Dry to handle	6 hrs	8 hrs	17 hrs
Fully cured	7 d	10 d	14 d
Overcoating, minimum	8 hrs	16 hrs	24 hrs
Overcoating, maximum	7 d	7 d	7 d

Mixing ratio with EP-HÄRTER REMOPLAST K.B	3 : 1 by volume 6 : 1 by weight
Working pot life	20 °C 8 hrs

Thinner	VERDUENNUNG 400 TL/TP 687.150
----------------	-------------------------------

Recommended substrate preparation

All surfaces to be coated shall be clean, dry and free from any contamination. The coating must be applied to the specified thickness, as soon as possible after the surface is properly prepared.

Coated surfaces	Clean, dry approved primer. Clean, dry and undamaged compatible coating.
------------------------	--




Preparing of mixture

Mixing	Agitate part A with power agitator. Add part B (hardener) in the specified amount according to the mixing ratio. Agitate thoroughly with power agitator until liquids are homogeneous mixed. Thinner shall be added after mixing or the two components.
---------------	---

REMOPLAST TL DB87 GLIMMER

Two component epoxy intermediate coating

Application

		Thinning	Nozzle	Pressure
	Airless	by weight up to 5 %	0,015 - 0,021 "	at least 180 bar
	Brush	For small areas and stripe coating Thinning: by weight up to 5 %		
	Roller	For small areas Thinning: by weight 5 %		

Apply only on a clean and dry surface with a temperature at least 3 °C above the dew point to avoid condensation.
 Substrate temperature during application and curing shall be above 7 °C.
 Relative humidity during application and curing shall not exceed 80 %.
 Thinner shall be added after mixing of the components.
 Do not thin more than allowed by local environmental legislation.
 Too much solvent results in a reduced sag resistance and slower cure.
 Adequate ventilation shall be maintained during application and curing.

Additional information

Following further information can be found on www.kansai-helios.eu

Kansai Helios technical guidelines

Remarks

The provided information should be considered only as a guidance. Drying and curing times are determined under controlled temperatures and relative humidity below 80% and at average of the DFT range for the product. The actual drying times before overcoating may be different, depending on film thickness, ventilation, humidity, underlying paint system etc. Excessive application will extend both the minimum overcoating periods and handling times and may affect long term overcoating properties. When the maximum recoating time is exceeded, it might be necessary to roughen the surface before overcoating. When in doubt, consult KANSAI HELIOS. The solid content by volume is determined using the internal method PV 00155.

UV and colour stability	Like all epoxy coatings, this product tends to chalk and discolor on outside exposure (UV light).
Approvals and certificates	Certified according TL/TP KOR Stahlbauten
Cleaning	Do not allow the paint to stay in hoses, gun or spray equipment. Clean all equipment with the prescribed cleaner immediately after use. Do not exceed pot life limitation!

REMOPLAST TL DB87 GLIMMER

Two component epoxy intermediate coating

Recommended coating system

System compatibility

Primer: REMOPLAST EP ZINK DB87
REM 61 DB87 PRIMER

Topcoat: REMOPLAST UVC GLIMMER DB87

Safety precautions

This product is intended for use only by professionals and with reference to the corresponding Safety data sheet. All work involving the application, use and handling of this product shall be done in accordance with relevant national HSE regulations.

Storage and shelf life

The product must be stored in accordance with national regulations. Keep the containers in a dry, cool, well ventilated space and away from sources of heat and ignition. Containers must be kept tightly closed. Handle with care.

Shelf life:	REMOPLAST TL DB87 GLIMMER	24 Month from manufacture in unopened can.
		24 Month from manufacture in unopened can.

Subjected to re-inspection thereafter.

Disclaimer

The provided information is based on our experience and on current knowledge, for its completeness, we assume no liability. As we take no influence on the processing, it lies within the obligation of the user to test, whether the product is suitable for the intended purpose, before using it. Any change in the processing procedure, the environmental conditions, or the failure to comply with instructions may unfavorably influence the result.

We accept no liability for the performance of the product or for any loss or damage arising out of the use of the product unless we expressly agreed otherwise in writing. We disclaim any, express or implied, warranties of merchantability, satisfactory quality or fitness for a particular purpose, functionality or non-infringement, except to the extent such warranties are legally incapable of exclusion. No representation or other affirmation of fact, including but not limited to statements regarding capacity, suitability for use or performance of the product, whether made by our employee or otherwise, shall be deemed to be a warranty for any purpose or give rise to any liability. No oral or written information or advice given shall create a warranty or in any way increase the scope of any warranty.

You should review this document carefully whereby the document itself is subject to modification from time to time. The user is responsible to check that this document is current version before using the product. This document is available on our website at www.kansai-helios.at. If there are any discrepancies between this document and the version on the website, then the website version will take precedence.