

REMOPLAST MSR PRIMER ZO

Two component high solid epoxy zincphosphate primer

Product properties

High build product
 Anticorrosion primer suitable for structural steel exposed to corrosive environments
 Excellent adhesion on blasted steel
 Excellent corrosion protection
 Low VOC product
 According OMV standard 1670 P

Recommended uses

Used in environments with high corrosivity, providing long lasting protection.
 Used as a primer in atmospheric exposure conditions.
 For new construction, maintenance and repairs.

Product data

Colour	oxide red
Volume solids with REMOPLAST RAPID HÄRTER	67 % ± 2
Spec. Gravity	1,6 g/cm ³
VOC with REMOPLAST RAPID HÄRTER	288 g/l According directive 2010/75/EU
Theoretical coverage	80 µm DFT 8,5 m ² /l 5,3 m ² /kg
Typical thickness with REMOPLAST RAPID HÄRTER	80 µm

Curing table for dry film thickness up to 80 µm	with REMOPLAST RAPID HÄRTER
Substrate temperature	20 °C
Dry to touch	20 min
Dry to handle	2 hrs
Overcoating, minimum	3 hrs
Overcoating, maximum	7 d

Mixing ratio with REMOPLAST RAPID HÄRTER	8 : 1 by weight
Working pot life	20 °C 3 hrs

Thinner	VERDUENNUNG 400 TL/TP 687.150
---------	-------------------------------

Recommended substrate preparation

All surfaces to be coated shall be clean, dry and free from any contamination. Before application of the paint, all steel surfaces shall be assessed and treated in accordance with ISO 8501 and ISO 8504. The coating must be applied to the specified thickness, as soon as possible after the surface is properly prepared. Weld spatter, sharp weld seams and sharp edges shall be removed.

Steel	Blast cleaning to Sa 2 ½ according to ISO 8501-1:2007.
Hot-dip galvanised steel	The surface must be dry and free from any contamination. Sweep blasting till uniform matt appearance is achieved.

REMOPLAST MSR PRIMER ZO




Two component high solid epoxy zincphosphate primer

Preparing of mixture

Mixing	Agitate part A with power agitator. Add part B (hardener) in the specified amount according to the mixing ratio. Agitate thoroughly with power agitator until liquids are homogeneous mixed. Thinner shall be added after mixing or the two components.
---------------	---

Application

DFT maximum 180. µm

	Thinning	Nozzle	Pressure
 Airless	by weight up to 3 %	0,015 - 0,023 "	at least 180 bar
 Brush	For small areas and stripe coating Thinning: by weight up to 3 %		
 Roller	For small areas Thinning: by weight up to 3 %		
Repair	Corroded or damaged areas shall be blasted to Sa 2 ½ or mechanically cleaned to St 3, according to standard ISO 8501-1. Prior to overcoating, the existing coating shall be dry, free from any loose paint, grease, oil and any other contaminants.		

Apply only on a clean and dry surface with a temperature at least 3 °C above the dew point to avoid condensation.
 Substrate temperature during application and curing shall be above 1 °C.
 Relative humidity during application and curing shall not exceed 80 %.
 Thinner shall be added after mixing of the components.
 Too much solvent results in a reduced sag resistance and slower cure.
 Do not thin more than allowed by local environmental legislation.
 Adequate ventilation shall be maintained during application and curing.

Additional information

Following further information can be found on www.kansai-helios.eu

Kansai Helios technical guidelines

REMOPLAST MSR PRIMER ZO

Two component high solid epoxy zincphosphate primer

Remarks

The provided information should be considered only as a guidance. Drying and curing times are determined under controlled temperatures and relative humidity below 80% and at average of the DFT range for the product. The actual drying times before overcoating may be different, depending on film thickness, ventilation, humidity, underlying paint system etc. Excessive application will extend both the minimum overcoating periods and handling times and may affect long term overcoating properties. When the maximum recoating time is exceeded, it might be necessary to roughen the surface before overcoating. When in doubt, consult KANSAI HELIOS.

UV and colour stability	Like all epoxy coatings, this product tends to chalk and discolor on outside exposure (UV light).
Suitability and use	In combination with proper intermediate and/or topcoat, it is suitable for corrosivity category C1 to C5 according to ISO 12944. Temperature resistance: short-term 150°C, permanent max. 120°C
Cleaning	Do not allow the paint to stay in hoses, gun or spray equipment. Clean all equipment with the prescribed cleaner immediately after use. Do not exceed pot life limitation!

Recommended coating system

System compatibility

Intermediate Coat: REMOPLAST MSR ULTA-IC
REMOPLAST DS GLIMMER

Topcoat: REMOPLAST UCV PL HS ES
REMOPLAST UVC GLIMMER

Safety precautions

This product is intended for use only by professionals and with reference to the corresponding Safety data sheet. All work involving the application, use and handling of this product shall be done in accordance with relevant national HSE regulations.

Storage and shelf life

The product must be stored in accordance with national regulations. Keep the containers in a dry, cool, well ventilated space and away from sources of heat and ignition. Containers must be kept tightly closed. Handle with care.

Shelf life:	REMOPLAST MSR PRIMER ZO	12 Month from manufacture in unopened can.
		12 Month from manufacture in unopened can.

Subjected to re-inspection thereafter.

REMOPLAST MSR PRIMER ZO

Two component high solid epoxy zincphosphate primer

Disclaimer

The provided information is based on our experience and on current knowledge, for its completeness, we assume no liability. As we take no influence on the processing, it lies within the obligation of the user to test, whether the product is suitable for the intended purpose, before using it. Any change in the processing procedure, the environmental conditions, or the failure to comply with instructions may unfavorably influence the result.

We accept no liability for the performance of the product or for any loss or damage arising out of the use of the product unless we expressly agreed otherwise in writing. We disclaim any, express or implied, warranties of merchantability, satisfactory quality or fitness for a particular purpose, functionality or non-infringement, except to the extent such warranties are legally incapable of exclusion. No representation or other affirmation of fact, including but not limited to statements regarding capacity, suitability for use or performance of the product, whether made by our employee or otherwise, shall be deemed to be a warranty for any purpose or give rise to any liability. No oral or written information or advice given shall create a warranty or in any way increase the scope of any warranty.

You should review this document carefully whereby the document itself is subject to modification from time to time. The user is responsible to check that this document is current version before using the product. This document is available on our website at www.kansai-helios.at. If there are any discrepancies between this document and the version on the website, then the website version will take precedence.