

REM CORROBLOCK

Epoxy ester paint

Product properties

It is specially designed for areas where optimum surface preparation is not possible
 Contains anticorrosive pigments thus ensuring excellent corrosion protection
 Excellent adhesion on blasted steel
 For application directly on hot-dip galvanizing
 Easy applicable

Recommended uses

Used as a primer in atmospheric exposure conditions.

Product data

Colour	oxide red, grey, according to customer demand
Gloss	Semi-Matt
Volume solids with	44 % ± 2
Spec. Gravity	1,4 g/cm ³
VOC	472 g/l According directive 2010/75/EU
Theoretical coverage	70 µm DFT 6,3 m ² /l 4,5 m ² /kg
Typical thickness	80 µm
Thinner	VERDUENNUNG 400 TL/TP 687.150

Recommended substrate preparation

All surfaces to be coated shall be clean, dry and free from any contamination. The coating must be applied to the specified thickness, as soon as possible after the surface is properly prepared. Weld spatter, sharp weld seams and sharp edges shall be removed.

Steel	Blast cleaning to Sa 2 ½ according to ISO 8501-1:2007. Remove scale and rust manual according to standard grade St 2 according to ISO 8501-1:2007.
Hot-dip galvanised steel	The surface must be dry and free from any contamination. Sweep blasting till uniform matt appearance is achieved.





Preparing of mixture

Mixing	Stir container with a high-speed agitator for at least 90 seconds with a toothed dispersion blade before use.
---------------	---

Application

REM CORROBLOCK

Epoxy ester paint

	Airless	Thinning by weight up to 2 %	Nozzle 0,013 - 0,017 "	Pressure at least 180 bar
	Air Spray	Thinning by weight up to 3 %	Nozzle 1,2 - 2,0 mm	Pressure 2 bar
	Brush	Thinning: by weight up to 3 %		
	Roller	Thinning: by weight up to 3 %		
Repair		Remove scale and rust manual according to standard grade St 2 according to ISO 8501-1:2007. Prior to overcoating, the existing coating shall be dry, free from any loose paint, grease, oil and any other contaminants.		

Apply only on a clean and dry surface with a temperature at least 3 °C above the dew point to avoid condensation.

Substrate temperature during application and curing shall be above 5 °C.

Relative humidity during application and curing shall not exceed 80 %.

Do not thin more than allowed by local environmental legislation.

Too much solvent results in a reduced sag resistance and slower cure.

Adequate ventilation shall be maintained during application and curing.

Additional information

Following further information can be found on www.kansai-helios.eu

Kansai Helios technical guidelines

Remarks

The provided information should be considered only as a guidance. Drying and curing times are determined under controlled temperatures and relative humidity below 80% and at average of the DFT range for the product. The actual drying times before overcoating may be different, depending on film thickness, ventilation, humidity, underlying paint system etc. Excessive application will extend both the minimum overcoating periods and handling times and may affect long term overcoating properties. When the maximum recoating time is exceeded, it might be necessary to roughen the surface before overcoating. When in doubt, consult KANSAI HELIOS.

UV and colour stability	Like all epoxy coatings, this product tends to chalk and discolor on outside exposure (UV light).
Suitability and use	Temperature resistance: short-term 150°C, permanent max. 120°C
Cleaning	Do not allow the paint to stay in hoses, gun or spray equipment. Clean all equipment with the prescribed cleaner immediately after use.

REM CORROBLOCK

Epoxy ester paint

Recommended coating system

System compatibility

Topcoat: REMOROL DKX
 REM AQUA LAC
 REM AQUA PLUS
 REM-AK DS GLIMMER EXPRESS

Safety precautions

This product is intended for use only by professionals and with reference to the corresponding Safety data sheet. All work involving the application, use and handling of this product shall be done in accordance with relevant national HSE regulations.

Storage and shelf life

The product must be stored in accordance with national regulations. Keep the containers in a dry, cool, well ventilated space and away from sources of heat and ignition. Containers must be kept tightly closed. Handle with care.

Shelf life:	REM CORROBLOCK	24 Month from manufacture in unopened can.
-------------	----------------	--

Subjected to re-inspection thereafter.

Disclaimer

The provided information is based on our experience and on current knowledge, for its completeness, we assume no liability. As we take no influence on the processing, it lies within the obligation of the user to test, whether the product is suitable for the intended purpose, before using it. Any change in the processing procedure, the environmental conditions, or the failure to comply with instructions may unfavorably influence the result.

We accept no liability for the performance of the product or for any loss or damage arising out of the use of the product unless we expressly agreed otherwise in writing. We disclaim any, express or implied, warranties of merchantability, satisfactory quality or fitness for a particular purpose, functionality or non-infringement, except to the extent such warranties are legally incapable of exclusion. No representation or other affirmation of fact, including but not limited to statements regarding capacity, suitability for use or performance of the product, whether made by our employee or otherwise, shall be deemed to be a warranty for any purpose or give rise to any liability. No oral or written information or advice given shall create a warranty or in any way increase the scope of any warranty.

You should review this document carefully whereby the document itself is subject to modification from time to time. The user is responsible to check that this document is current version before using the product. This document is available on our website at www.kansai-helios.at. If there are any discrepancies between this document and the version on the website, then the website version will take precedence.